
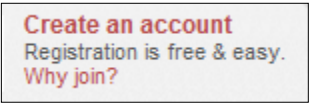






To Register for the First Time....

1. Go to <http://www.ralphs.com>.
2. Click on the  icon in the upper right corner of the home page.
3. Click on the  link in the upper right corner.
4. Follow the directions to provide:
 - a. Login Information
 - b. Shopper Information
 - c. Email Communication
 - d. Confirm Your Info
 - e. Activate Your Account.
5. Follow the directions below to assign Hancock Park School as your **Community Reward**.

After Registering or To Renew Your Donation...

1. Go to <http://www.ralphs.com>.
2. Click on the  icon in the upper right corner of the home page.
3. Click on the  link in the upper right corner.
4. Provide your email and password, then click "Sign in".
5. Click on the **My Account** link (under the "Welcome Back!" greeting.)
6. Go to the **Community Rewards Information** section on the lower left column.
7. Click "**Edit Community Contribution Information.**"
 - a. In **1. Find My Organization**, type in **81520** OR "Hancock Park Elem."
 - b. In **2. Select My Organization**, click the radio button to select "Hancock Park School Booster Club"
 - c. In **3. Save your Selection**, click the **save changes** button.

Congratulations! You're now supporting our school every time you shop at Ralphs!